















Product Overview Fuseholder Blocks & Clips

www.schurter.com/en/pg02b

	Type	Power acceptance Rated Voltage	Fuse-link	Protection class	Terminals	State					
Mounting method: -											
	UH Fuseholder Open Design, 5 x 20 mm, Solder, Cover	/ 600 VAC/DC	5 x 20 mm	-			•	•	•		
Mounting method: PCB											
	CSO Heavy Duty Fuse Clip, 10.3 x 38 / 10.3 x 85 mm, 1500 VAC/VDC, 32 A	W / A 1500 V	10.3 x 38 / 10.3 x 85 mm	-			•	•	•		
new											
	OGN Fuseholder Open Design, 5 x 20 mm, THT, var. Covers, IEC 60335-1	4 W / 16 A 500 VAC	5 x 20 mm	IP 20 (with cover)			•	•	•	•	•
	OGN-SMD Fuseholder Open Design, 5 x 20 mm, SMD, var. Covers, IEC 60335-1	4 W / 16 A 500 VAC	5 x 20 mm	IP 20 (with cover)			•	•	•	•	•
	OG Holder 5x20 Fuseholder Open Design, 5 x 20 mm, THT, Cover	- 600 V	5 x 20 mm	-			•	•	•		
	OG Holder 6.3x32 Fuseholder Open Design, 6.3 x 32 mm, THT	/	6.3 x 32 mm	-			•	•	•		
	OGD Fuseholder Open Design, 5 x 20 / 6.3 x 32 mm, THT, VDE: 250/500 VAC, UL/CSA: 600 V, Cover, IEC 60335-1	4 W / 10 A 250/500 VAC	5 x 20 or 6.3 x 32 mm	IP 20 (with cover)			•	•	•	•	•
	OGD-SMD Fuseholder Open Design, 5 x 20 / 6.3 x 32 mm, SMD, VDE: 250/500 VAC, UL/CSA: 600 V, Cover, IEC 60335-1	4 W / 10 A 250/500 VAC	5 x 20 or 6.3 x 32 mm	IP 20 (with cover)			•	•	•	•	•
	OG Clip 5x20 Clip, 5 x 20 mm, UR, Cover	W / A 500 VAC/DC	5 x 20 mm	-			•	•	•		

Fuseholder Blocks & Clips (PG02b)

	Type	Power acceptance Rated Voltage	Fuse-link	Protection class	Terminals	State					
	CQM Clip, 5 x 20 mm, Version 1	W / A 500 V	5 x 20 mm	-			•	•	•		
	231828 Clip, 5 x 20 mm, Version 2	W / A 250 VAC	5 x 20 mm	IP 00			•				
	OG_Clip_5x20_6.3x32 Clip, 5 x 20 / 6.3 x 32 mm, UR	W / A 600 VAC/DC	5 x 20 or 6.3 x 32 mm	-			•	•	•		
	CQP Heavy Duty Fuse Clip, 6.3x32 mm, 600 VAC/VDC, 32 A	W / A 600 VAC/DC	6.3 x 32 mm	-			•	•	•		
	231660 Clip, 10.3 x 38 mm, UR	W / A -	10.3 x 38 mm	IP 00			•		•		
	231787 Fuseholder Open Design, Holder for MSB and 172876, THT	W / A 125 VAC/DC	2 x 7 mm	IP 00			•	•	•		
	231786 Fuseholder Open Design, Holder for MSB and 172876, SMD	W / A 125 VAC/DC	2 x 7 mm	IP 00			•	•	•		
	OMH_125 Fuseholder Open Design, Holder for OMF 63, OMF 125 and OMT 125, SMD	W / A 125 V	OMx 63/125 Fuse	-			•	•	•		
	FMS_125V Fuseholder Open Design, Holder for MSF 125, vertical, THT	W / A 125 V AC	Microfuse 125 V	-			•		•		
	FMR Fuseholder Open Design, Holder for MSF 125, horizontal, THT	W / A 125 VAC	Microfuse 125 V	-			•	•	•		

Fuseholder Blocks & Clips (PG02b)

	Type	Power acceptance Rated Voltage	Fuse-link	Protection class	Terminals	State					
	FMS_250V Fuseholder Open Design, Holder for MSx 250, THT	1.6 W / 6.3 A 250 VAC	Microfuse 250 V	IP 30 with installed fuse		•					
	231819 Fuseholder Open Design, Holder for FRT 250x, THT	W / A 250 VAC	FRT Fuse	IP 30		•	•				•
	231683 Clip, 5 x 20 mm, Version 3	W / A 250 VAC/DC	5 x 20 mm	IP 00		•					
Mounting method: Plug-in assembly											
	ESO_10.3x38 Fuse Inserter/Extractor with Cover Function for 10.3x38 mm Fuses in Clips, Patent Pending	W / A -	10.3 x 38 mm	IP 20		•	•				•
Mounting method: Screw											
	UHB Fuseholder Open Design, 5 x 20 mm, Solder, transparent, Cover	- 250 VAC	5 x 20 mm	-		•	•				